



# Thorny Issues

SACRAMENTO CACTUS & SUCCULENT SOCIETY

Volume 55, #3

## May Show Prep & Pep Talk!! ♦ Monday March 24th, 7 pm

Ahhhh. The Merry Month of May is just around the corner. Now is the time to start preparing for the Annual Show and Sale, which is this month’s program. Marilyn Vilas will take us through the Show Schedule, dates and times of the show weekend, how to fill out your registration form, how to prep your plants with a short critic from a judge’s eye. The Show Chairs will be there with their sign-up sheets. Available will be Publicity Fliers, Show Schedules, and Registration Slips. Have questions? Bring your plant(s) for answers. Audience participation is encouraged! Marilyn has been a member of the Club since 1978. Over the years, she has been President of the Club, Show Chair and Chair of numerous committees. She has participated in every show except one since 1978, going from Novice to Advanced and has judged shows. If you have questions, Marilyn should have the answers!

Now for the *pep talk* – All of the members have wonderful plants. I know because I have seen them in the Mini-Show, brought in for Show and Tell, pictures on your smart-phones, etc. There is no reason not to bring your plant(s) in for the show – I did it once and was thrilled with the idea of something I grew being judged (crazy, I know). It was a learning experience then and I am still learning at each show. Don’t say to yourself, ‘My plants aren’t good enough’; all plants are good enough. Let’s see a surge of novice plants and a whole tsunami of advanced plants entered this year. Speaking of surge, there is a new ribbon: Best Planter! I want to see tables of planters and dish gardens in this years Show. And, for part of my program, I am going to discern the differences between these two categories.

– See you at the meeting! Marilyn Vilas

### Inside this issue:

|                   |     |
|-------------------|-----|
| Mini Show – March | 2   |
| Mini-Show Winners | 5   |
| Dates & Details   | 3/5 |
| Wave Garden       | 3/5 |
| Calendar – April  | 6   |



Succulent Trifle Planter

### Sacramento Cactus & Succulent Society

- Meetings are held the 4<sup>th</sup> Monday of each month at 7pm
- Location: Shepard Garden & Arts Center in Sacramento.
- 3330 McKinley Blvd
- Center’s phone number — 916/808-8800
- No official meeting in December
- The public is warmly invited to attend meetings

## President’s Message

**Field Trip Update** – Hotel and bus trip has been confirmed for a 3-day excursion. Leaving the Garden Center Friday morning, arriving at Monrovia Marriott Courtyard 5pm give or take. Saturday 8-5 at the Intercity Show & Sale. Sunday 10-2 at the Hunting Botanical Garden. Club is paying for transportation. Members/guests are responsible for lodging, food and drink. Do we need snacks/drinks for the bus ride? Your thoughts ...

**The May Show & Sale** – It is less than 2 months away. All the chairs are full, but we still need volunteers to help out, many hands make light work.

– Keith Taylor




## Cactus — Monotypic Cactus

“Only plant in its genus” – Monotypic refers to a taxonomic group with only one taxon of a lower category, for example, a monotypic genus has only one species. For example, the saguaro cactus (scientific name *Carnegiea gigantea*) is a large, tree-sized cactus species in the monotypic genus *Carnegiea*. Saguaros are native to



*Obregonia denegrii*



*Blossfeldia lilliputiana*



*Carnegiea gigantea*

the Sonoran Desert in the U.S. state of Arizona, the Mexican state of Sonora, a small part of Baja California in the San Felipe Desert and an extremely small

area of California, U.S. The following are more examples of monotypic cactus genera – *Blossfeldia*, *Cintia*, *Cumarinia*, *Denmoza*, *Espositoopsis*, *Geohintonia*, *Leuchtenbergia*, *Mammilloidia*, *Mila*, *Obregonia*, *Ortegocactus*, *Stetsonia*, *Strombocactus*, *Yavia*.



*Yavia cryptocarpa*

## Succulent — Miniature Succulents

Succulent plants come in all shapes and sizes. Some of them, like baobabs and certain cacti, are enormous, able to store great quantities of water. At the other end of the scale, we find the results of a trend towards reduction that can be seen in several unrelated families such as Aizoaceae, Asphodelaceae, Asteraceae, Crassulaceae, Euphorbiaceae and Portulacaceae. These miniature succulents are both small and compact, not taller than a few centimeters, often little



*Frithia pulchra*

branched, without visible internodes and with more or less spherical leaves or stem(s). Among succulent plant



*Euphorbia pseudoglobosa*

enthusiasts, miniatures are long-time favorites. This is hardly surprising, because even a small space can harbor a nice collection of them. There’s also an amazing abundance of shapes and colors, so that even without flowers there is always something to marvel over.



*Conophytum pellucidum ssp. cupreatum*



## DATES & DETAILS —

### ➤ SUNSHINE REPORT

It is with great sadness that we have recently learned of the passing of Ted Heath last October. Ted and his wife, Rosemary, were in attendance at our meetings, learning and asking questions. The Club's sympathy goes out to Rosemary and family.

Karen Dines has had surgery and is recovering. We miss you and Ken at the meetings so get well fast! A card has been sent to both Rosemary and Karen.

The Club lost a member but was paid a nice compliment by John Steele, quote: "I have moved out of the Sacramento area and can no longer attend SC&SS meetings. I enjoyed my short time with the group - my family found you all to be friendly, helpful and full of interesting facts, tips and suggestions. I wish you all the best. Cheers, John." We wish you all best in the future, John. Come visit when us when you can.

— Marilyn Vilas, Sunshine Chair

### ➤ HOW TO REALLY ENJOY THE MAY SHOW!

Well, winning the top prize is a no-brainer answer but this is about helping the Club and therefore, yourself, during Show weekend. One is to volunteer for one or more of the many committees. For example: Set-up, Teardown and Staging are a lot of hard work but you learn the 'bones' of the Show. How to set up, cover, and eventually take down, put away the tables; what goes into the arrangement of the plants and why; seeing the plants pre-judging and compare with post-judging. Talk to Keith or just show up at the Center early Friday am, stay late Friday evening or come by late Sunday and you will be put to work. Clerking is a wonderful opportunity for novice and first-time advance people to learn what the judges look for in a plant. You cringe when your plant is being discussed but what a learning moment! Also, you and the judges are the only ones allowed in the exhibition area - how exclusive! See JoEllen Arnold to sign up. Plant Sales and Plant Hotel always need hands and feet. Help arrange sales plants and get a first look at what to buy. Run a register or call out prices - all this money goes in the Club's coffers for our programs and trips. Spend an hour or two stowing plants people's plants so they can enjoy the Show. Dennis and Ellen Ragasa are sales chairs. Contact Steve Goodman and/or Mike Price for Plant Hotel sign-ups. Then, when your dogs are tired, sit a spell inside at the Membership table (Ginger Martin) or at the Hospitality doors (Linda Hornstein).

But wait! There's more! If you volunteer/work at the Show, the Club feeds you! Yes! Friday is usually pizza -


*easy peasy.* Saturday morning we have coffee, fruit and sugar treats (= donuts) and the Judges' Lunch that day is the Refreshment Chair's choice. Sunday is potluck - you bring your favorite dish to share. All weekend there is bottled water and sodas. We have a lot of fun while working hard. So come on, volunteer and get to know your fellow Club members while contributing to the Club. And in the mean time ... get some of your favorite plants ready to show. This is the time to show the guests to our Show just what we are so crazy about. Having overheard many comments by the public, they enjoy each and every plant in the exhibition and take the time to view each with a careful eye. So, come on down for a great weekend - Friday, May 2nd thru Sunday, May 4th!!

— Show Committee

### ➤ DIY - HANGING ORB

Designer, Robyn Foreman has a great tip for creating a hanging orb. Use an inexpensive child's ball and wrap florist bind wire (from the craft store) around the ball, then pop the ball. Leave an opening to insert moss and a succulent. Place in bright light, protect from frost and excessive rain, water weekly depending on weather conditions for a long lasting orb container arrangement.

(Courtesy, Succulent Perch)



### ➤ WAVE GARDEN, POINT RICHMOND



In the spring of 2013 I heard about a mysterious garden overlooking San Francisco Bay that features stunning



## DATES & DETAILS — (CON'T)

concrete work and the most amazing array of plants. Called the Wave Garden, it isn't a public garden, yet it's open to the public. I never got around to visiting at the time but the Wave Garden had been on my mind since then.



© 2014 Gerhard Bock www.succulentsandmore.com

Monday, President's Day here in the U.S., one of the few public holidays we have. Nudged by a post on Loree Bohl's fantastic site [Danger Garden](#), I decided to take this opportunity and finally make the 1-hour drive to Point Richmond.

**A word on how to get there:** The Wave Garden is located in [Point Richmond](#).

Coming from Sacramento on I-80, we made the mistake of following my GPS, which took us on a needlessly circuitous route. My suggestion is to stay on I-80 to El Cerrito and take the Carlson Blvd exit. Then follow the directions of your GPS to Grandview Court in Point Richmond. The Wave Garden doesn't have a street address per se, but the entrance (see photo above) is located at the end of Grandview Court.



© 2014 Gerhard Bock www.succulentsandmore.com



The entrance to the Wave Garden is fairly inconspicuous as you approach it...

...but once you see the gate and metalwork, you know this is a special place.

The metal and concrete work combine harmoniously with the plants growing with wild abandon *Furcraea foetida* 'Mediapicta' and *Aeonium undulatum*



© 2014 Gerhard Bock www.succulentsandmore.com

### Flowering Aeoniums



© 2014 Gerhard Bock www.succulentsandmore.com

*Aeonium escobarii* with my traveling companion for scale



*Cotyledon barbeyi*?



*Leucadendron* 'Jester'



Close-up of *Leucadendron* 'Jester' aka 'Safari Sunrise'. I planted a small specimen in our front yard last year.



*Leucadendron* 'Jester' and *Cotyledon orbiculata*



## DATES & DETAILS — (CON'T)

Have I said that I love the textured concrete walls and walks? They meander here and there, giving the impression that the garden is larger than it actually is.



*Leucadendron* 'Jester'; stunning view of San Pablo Bay and the Richmond Bridge.




The creative geniuses behind the Wave Garden are Victor Amador who did the concrete work (800 lineal feet of textured walls and paths), Robert Sharpe who provided the metal gates and fences, and Kellee Adams of dig-it landscape design who came up with the plant palette. Their combined efforts have resulted in something truly special.



(If you want to see a photo of what the Wave Garden looked like before the plants went in, [click here](#).)

Aeoniums spilling over — *Leucospermum cordifolium* hybrid



I'm obsessed with the Wave Garden and can't wait to go back. And thanks to the vision and generosity of the Doellstedts, I can — as can anybody else. (Courtesy Gerhard Bock's post February 19th — [Succulents and More](#)) Check it out for more photos.

## Mini Show Winners — February, 2014

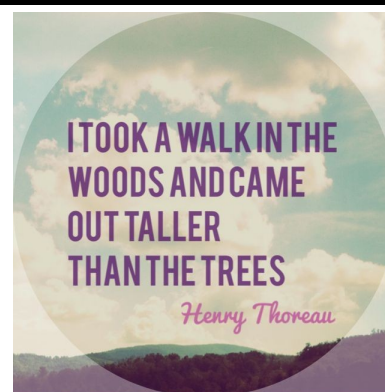
### Cactus — *Cereus* (any type)

- 1<sup>st</sup> *Cephalocereus senilis*, Michelle Egan
- 2<sup>nd</sup> *Oreocereus celsiana*, Mary Schuett

### Succulent — Mesembs

- 1<sup>st</sup> *Aloinopsis malherbei*, Steve Goodman
- 2<sup>nd</sup> *Aloinopsis rubrolineata*, Keith Taylor
- 3<sup>rd</sup> *Lapidaria margaretae*, Penny Newell
- HM *Pleiospilos bolusii*, Michelle Egan
- HM *Mestoklema arboriforme*, Mary Schuett

Thought for the Month



From the Editor's Desk —

**Publication Deadline — 10th of each month.**  
Please forward all submissions for consideration to my contact info (per your choice) found on back page.

**E-mail: [ldybugg6@comcast.net](mailto:ldybugg6@comcast.net)**  
Respectfully your editor, Mara Aditajs



**BEST DISH GARDEN –**  
2012 'Seascape'  
Marilynn Vilas

# FIRST CLASS

Next Meeting Date ♦ Monday, Monday, March 24th

## SACRAMENTO CACTUS & SUCCULENT SOCIETY

c/o Mara Aditajs, Editor



E-mail: ldybugg6@comcast.net

WE'RE ON THE WEB!

Click on the 3 links below to go directly to our website, Facebook, or the CSSA website

[www.sacramentocss.org](http://www.sacramentocss.org)



## APRIL ♦ 2014

| SUN   | MON                            | TUES   | WED  | THURS | FRI                      | SAT  |
|---|--------------------------------|--------|--|-------|--------------------------|--|
|   |                                | 1      |  |       | 4                        | 5<br>CCAVS African Violet Show & Sale – 1-4 pm |
| 6<br>CCAVS African Violet Show & Sale – 11-3 pm | 7                              | 8      | <p>BEST DISH GARDEN – 2013<br/>"Get Your Kicks on Route 66"<br/>(Mara Aditajs)</p> |       | <p>Succulent Planter</p> |  |
| 13  | 14<br>HAPPY PASSOVER           | 15     |  |       |                          |  |
| 20<br>  | 21                             | 22<br> | 23   | 24    |                          |  |
| 27  | 28<br>Sacramento C&S Mtg – 7pm | 29     | 30   |       |                          |  |