



Thorny Issues

SACRAMENTO CACTUS & SUCCULENT SOCIETY

Volume 55, #4

Succulent Planters ♦ Monday, April 28th—7pm



Our next meeting will be on Monday, April 28 at 7pm. Club member and succulent fanatic extraordinaire Candy Suter will give a hands-on demonstration on how to make a beautiful planter using succulents. Candy has been perfecting the art of succulent planters for many years. Many of her creations can be seen on her fabulous blog [Sweetstuff's Sassy Succulents](#) as well as on her much visited [Facebook page](#) which currently has over 7,100 followers from all




over the world. Candy will show you how to make striking succulent arrangements using plants you might already have in your garden or greenhouse. She will also talk about how easy it is to propagate succulent planter favorites like Echeverias, Crassulas, Aeoniums and Aloes from cuttings. You'll walk away with creative ideas you can easily replicate at home. Don't miss this opportunity to see how a master does it!

– Gerhard Bock, Program Chair



Inside this issue:

Mini Show – April	2
Mini-Show Winners	5
Dates & Details	3/5
Calendar – May	6



"Easter ideas"
By Candice Suter

Sacramento Cactus & Succulent Society

- Meetings are held the 4th Monday of each month at 7pm
- Location: Shepard Garden & Arts Center in Sacramento.
- 3330 McKinley Blvd
- Center's phone number — 916/808-8800
- No official meeting in December
- The public is warmly invited to attend meetings

Cactus — Gymnocalycium

Gymnocalycium is a genus of about 70 South American species. Their main area of distribution is Argentina, part of Uruguay, Paraguay, southern Bolivia and part of Brazil. Most species are globose, rather small varying from 1.5 to 6 inches in size (4 cm to 15 cm). They are popular for their easy flowering habits, although the flowers are generally brightly colored.



Gymnocalycium baldianum

They are also popular for their ease to care for. The genus name "gymnocalycium" comes from the Greek for "naked calyx" referring to the flower buds bearing no hair or spines. They are sensitive to root mealy bugs.



Gymnocalycium saglionis

The flowers are white, pink, pinkish, or occasionally yellow. Only the plants receiving at least half a day of bright light will bloom.



Gymnocalycium andreaea

Most species are propagated from seeds that need 70° F (21°C) minimum to germinate. Some species produces offsets that can also be used for propagation. They are commonly called "chin cactus."

Succulent — Anacampseros

Anacampseros is a genus consisting of a number of species of small perennial succulent plants, native to South



Anacampseros marlothii

Africa. The botanical name *Anacampseros* is an ancient one for herbs supposed to restore lost love. The plants form clumping and basal rosettes of smooth or hairy flesh succulent leaves in dense



Anacampseros alstonii

mats, developing a small caudex as they age, with white filamentous hairs along the stems. Leaves are lance-shaped or almost round; the more exposure to light, the more vivid the leaf-colors. *Anacampseros* has flat, wheel-shaped flowers,



Anacampseros baeseckeii

colored from white to pale purple; these grow from time to time in summer, and open on sunny day only. The plants are self-fertile and produce seeds in a cup of upright filaments. They can reach 6 inches in height, and are dormant in winter.



Anacampseros rufescens

Anacampseros Mill. is a synonym of the genus *Sedum*. The genus *Anacampseros* is in the family *Portulacaceae* in the major group *Angiosperms* (Flowering plants).

DATES & DETAILS —

➤ BOXES – FLATS – BOXES – FLATS

Keep saving flats/boxes for the Plant Sales area. You may bring them on Friday, Saturday or Sunday. They will be needed on every one of those days. The best places to find these precious items are Costco & Sam's Club. We also need lots of volunteers to do sales transactions!!

– Dennis & Ellen Ragasa, Plant Sales Chairs

➤ IT'S SHOW TIME!!!!

The April meeting is just one week before the Show so time to get hopping! At the meeting you can pick up more registrations tags, show schedules, publicity fliers and sign up for committees. Here are a few Do's & Don'ts to help everyone enjoy the Show weekend:

Do read the show schedule to familiarize yourself with times and dates. Do bring your plants in on Friday May 2 as early as possible after 11 am. All plants must be in place by 7 pm. Do sign up for at least one committee at the April meeting. Areas that always need help: Plant Sales, Plant Hotel, Hospitality, Security, Membership. See schedule for names of chairs. Remember if you work, the Club feeds you. Do wear your name badge. Not all of us know who everyone is and this helps break the ice. No name badge? There will be stick-on ones available. Do bring a dish to share for the Sunday pot-luck lunch. Do help with kitchen clean up on all three days. Do bring boxes/flats for the Plant Sales. Do vote for your favorite shadow box.

Do use white registration tags for Division III no matter if you are novice, junior, open or advanced. Don't water or apply pesticide to your plants the week before the Show.

Don't remove any of your show plants before the Sunday 4 pm closing time. Don't take home that beautiful rosette ribbon you won for a Best in Show – the Club recycles them for the following year. Do take home the smaller ribbons if you desire.

Do come to work, have fun, get to know your fellow Club members and buy plants for next year's Show. It's lots about camaraderie (and just a little about competition).

– Show Committee

➤ GEMS FROM THE CACTUS & SUCCULENT SOCIETY OF SAN JOSE'S SHOW & SALE

([Gardening Succs](#) – blog post for 4/8/2014)

To give you a sense of what the show was like, here's a photo of one of the sale tables, which represents probably about 1/20 of what was for sale. I was sorely tempted to buy a *Tacitus bellus* (you can see four of them in the bottom half of this picture--they look kind of like



Echeveria with pointy leaves), but resisted the purchase in my partly-successful effort to stay within the budget I set for myself before going. The Show featured maybe 12-15 vendors, and instead of having each vendor paid separately, you could just choose all the plants you wanted, then pay for everything at the end. Almost everything was well-labeled, and

the whole setup was easy and convenient. Yay!

If memory serves, last year's sale favored cacti over succs, but this year's wares were fairly evenly divided between cacti and other succulents. Plus, I like cacti more than I used to, particularly *Rebutias*, of which there were plenty. One vendor had air plants, and there were some "meh" plastic pots. That was my only real disappointment--I wanted to pick up some cool pots, and this wasn't the place to do it.

Of course, this just meant that there was more money left in my budget for plants, so I can't really complain, can I? Among the awesome new additions to my collection were a *Crassula marchandii* (yeah, I already have some, but still--you never know when you might want to make some cuttings), a *Sulcorebutia rauschii* special clone with white flowers, a *Euphorbia symmetrica*, an interesting pink-blue





Echeveria, a small lime-green *Haworthia truncata*, and my favorite find of all: a six-inch Agave "Joe Hoak" (pictured left) for only \$6! It made me glad I didn't spend the \$13 to pick up the one on eBay I've been contemplating.

Anyhow, without further ado, here are some photos of my favorite eye candy from Saturday's show! Some of these won prizes, and others did not, but they all caught my eye.

DATES & DETAILS — (CON'T)

Enjoy!




DATES & DETAILS — (CON'T)

➤ SAN FRANCISCO FLOWER & GARDEN SHOW 2014 – CANDICE SUTER

It's been over a week since the Show and it is really great looking over the photos and remembering the great time I had. The San Francisco Flower & Garden Show was from March 19-23rd at the San Mateo Event Center. There was so much for us to see and do. They had over 200,000 sq feet of just about everything related to Gardening, flowers, floral design and outdoor living. With over 20 spectacular display gardens and over 250 exhibitors there was just no way to cover it all in two days. Maybe next year I will be able to stay for the whole event. I had a great time with Debra Lee Baldwin and helped with her presentations. I also got to meet up with Tiffany Polli at Succulent Gardens and Larrisa Haney of Succulent Bliss.



There were quite a few Orchid vendors at the Show. Looking at them this close really makes me appreciate their beauty. And I really got to play with depth of field on my new camera.



We have been trying to meet up for some time and had a wonderful time together with her Mom.

Since my favorite part of the Show was the retail area I will cover it first. They were actually in both buildings (the Expo Hall and Fiesta Hall) but I only made my rounds in the Fiesta Hall the first day. That's where all the live plant vendors displayed everything from vegetables to exotic orchids of every type and color. This building had a nice air flow and the smell of all the beautiful plants was intoxicating. Of course Succulent Gardens was there with rows and rows of never ending beautiful succulents. This is my favorite place and I spent a lot of time (and money) here. Tiffany and the other SG peeps were always restocking and you barely



ever saw a blank spot with no succulent. More succulent beauty and yes I came home with some!

"Sticky Situation" came all the way from Tucson, AZ. And they had quite a great selection of 'sticky' succulents! So many beautiful succulents. And as you can see lots of blooming cactus. [Sweetstuff's Sassy Succulents](#) -3/31/14 post

Mini Show Winners — March, 2014

Cactus — Monotypic Cactus

- 1st *Ortegocactus macdougallii*, Penny Newell
- 2nd *Leuchtenbergia principis*, Steve Goodman
- 2nd *Leuchtenbergia principis*, Keith Taylor
- 2nd *Obregonia denegrii*, Mary Schuett
- 3rd *Obregonia denegrii*, Dennis Ragasa
- 3rd *Obregonia denegrii*, Michelle Egan
- 3rd *Obregonia denegrii*, George Avery

Succulent — Miniature Succulents

- 1st *Conophytum obcordellum*, Keith Taylor
- 2nd *Conophytum stefanii*, Mary Schuett
- 2nd *Gasteria liliputana*, Michelle Egan
- 3rd *Gasteria hybrid*, Penny Newell



From the Editor's Desk —

Publication Deadline — 10th of each month.

Please forward all submissions for consideration to my contact info (per your choice) found on back page.

E-mail: ldybugg6@comcast.net

Respectfully your editor, Mara Aditajs



Blue seashell planter
Candice Suter

FIRST CLASS

Next Meeting Date ♦ Monday, April 28th

SACRAMENTO CACTUS & SUCCULENT SOCIETY

c/o Mara Aditajs, Editor



E-mail: ldybugg6@comcast.net

WE'RE ON THE WEB!

Click on the 3 links below to go directly to our website, Facebook, or the CSSA website

www.sacramentocss.org



MAY ♦ 2014

SUN	MON	TUES	WED	THURS	FRI	SAT			
				1	2 SC&SS SHOW SET-UP ♦ 11-7	3 SC&SS – SHOW & SALE, 9/10-5			
4 SC&SS – SHOW & SALE, 10-4	5	6	7	8 [Redacted]	9	10			
11 Happy Mothers Day	12	<div style="border: 2px solid black; padding: 10px; text-align: center;"> <p>2014 Awards Potluck Date—Thursday, May 15th Set-up ♦ 6:30pm Dinner ♦ 7pm Details—May newsletter</p> </div>			15 [Redacted] Show Awards Potluck—7pm	16	17		
18	19				20	21	22 [Redacted]	23 [Redacted]	24
25	26 [Flag]				27 [Redacted]	28	29	30	31